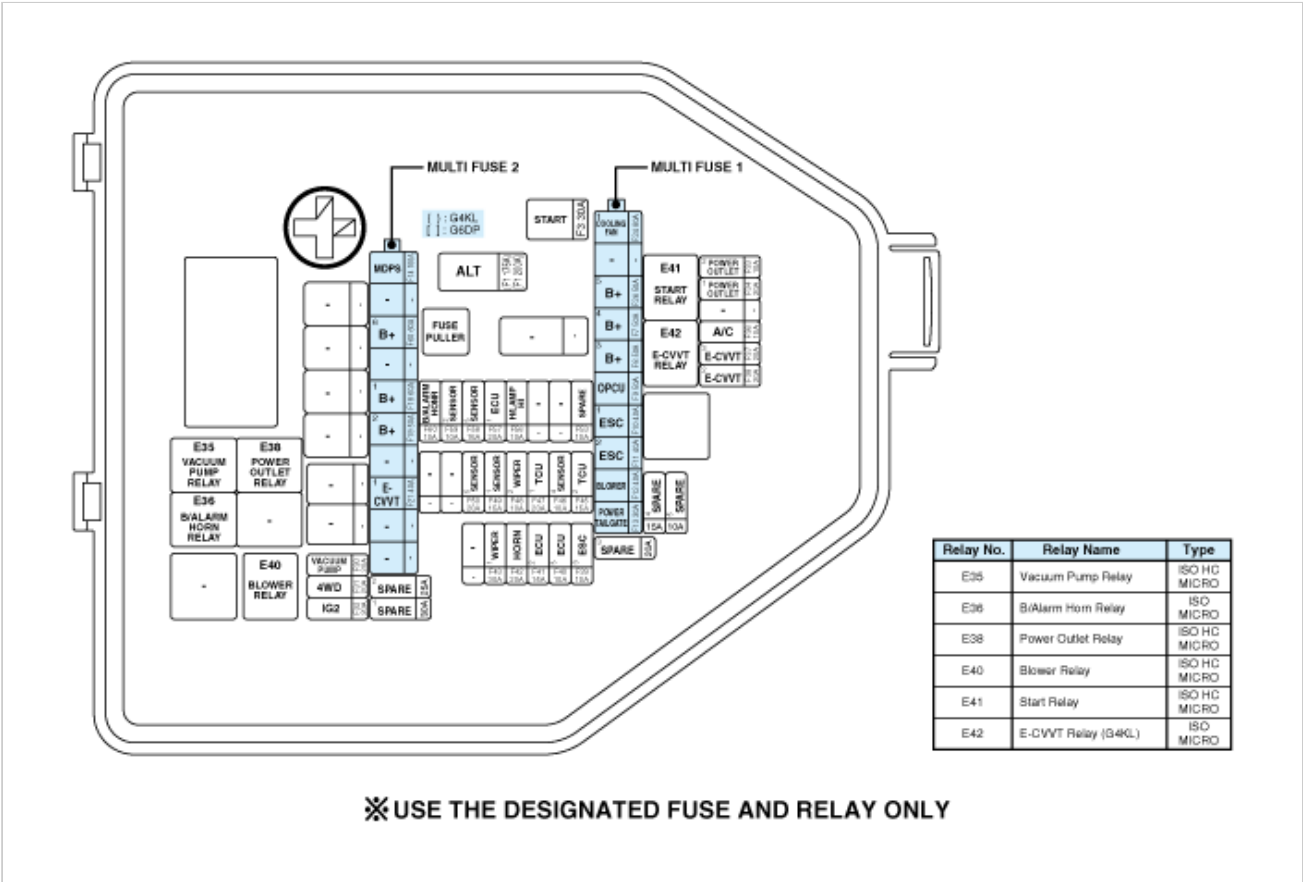


Component Location

E/R Junction Block

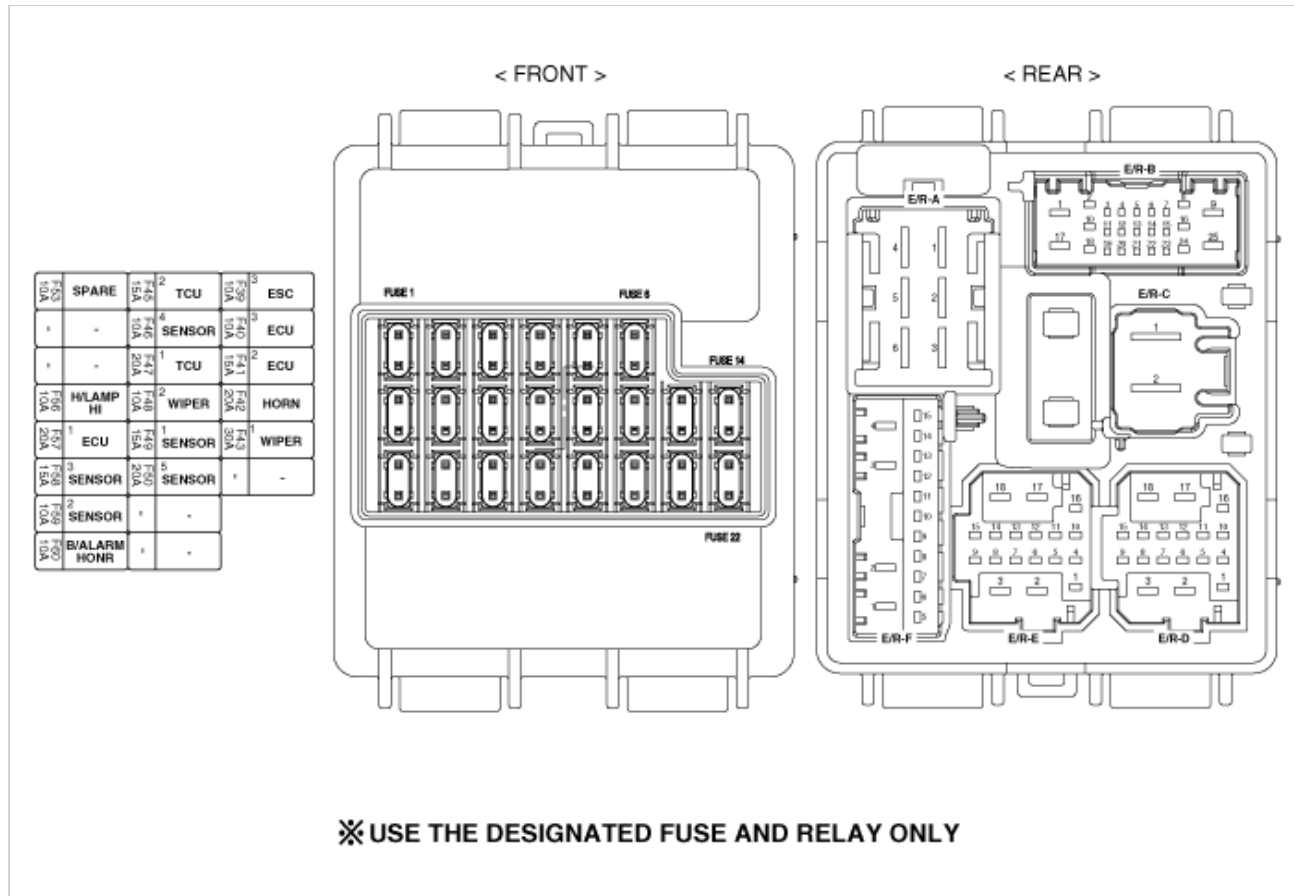


Circuit (E/R Junction Block)

Fuse Name	(A)	Circuit Protected
ALT	175A 200A	Alternator, Multi Fuse 1 - Power Tailgate/Cooling Fan/ESC1/ESC2/B+3/B+4/B+5/OPCU/Blower
START	30A	Start Relay
COOLING FAN	80A	[BLDC Motor] Cooling Fan Controller
B+5	50A	ICU Junction Block (Fuse - STOP SW, Leak Current Autocut Device Fuse)
B+4	50A	ICU Junction Block (Fuse - DOOR LOCK/SUNROOF/POWER HANDLE/P/SEAT (DRV)/P/SEAT (PASS))
B+3	50A	ICU Junction Block (Fuse - S/HEATER FRT/MODULE9/P/WINDOW LH/P/WINDOW RH/TAI L GATE)
OPCU	50A	Electric Oil Pump Inverter
ESC1	40A	ESC Module
ESC2	40A	ESC Module, Multipurpose Check Connector
BLOWER	40A	Blower Relay
POWER TAIL GATE	30A	Power Tail Gate Module
MDPS	100A	MDPS Unit
B+6	60A	PCB Block (Engine Control Relay, Fuse - HORN/B/ALARM HORN/WIPER1/H/LAMP HI)
B+1	60A	ICU Junction Block (IPS5/IPS6/IPS7/IPS8/IPS10, Fuse - IBU1/IBU2)
B+2	50A	ICU Junction Block (IPS1/IPS2, Fuse - E-SHIFTER1/MODULE1)
E-CVVT1	40A	[G4KL] E-CVVT Relay
VACUUM PUMP	20A	Vacuum Pump Relay
4WD	40A	4WD ECM
IG2	20A	PCB Block (IG2 Relay)
POWER OUTLET2	10A	Front Power Outlet #2, Front USB Charger, Rear USB Charger
POWER OUTLET1	20A	Front Power Outlet #1
A/C	10A	A/C Control Module
E-CVVT3	20A	[G4KL] ECM
E-CVVT2	20A	[G4KL] ECM

**※ USE THE DESIGNATED FUSE AND RELAY ONLY**

#### PCB Block

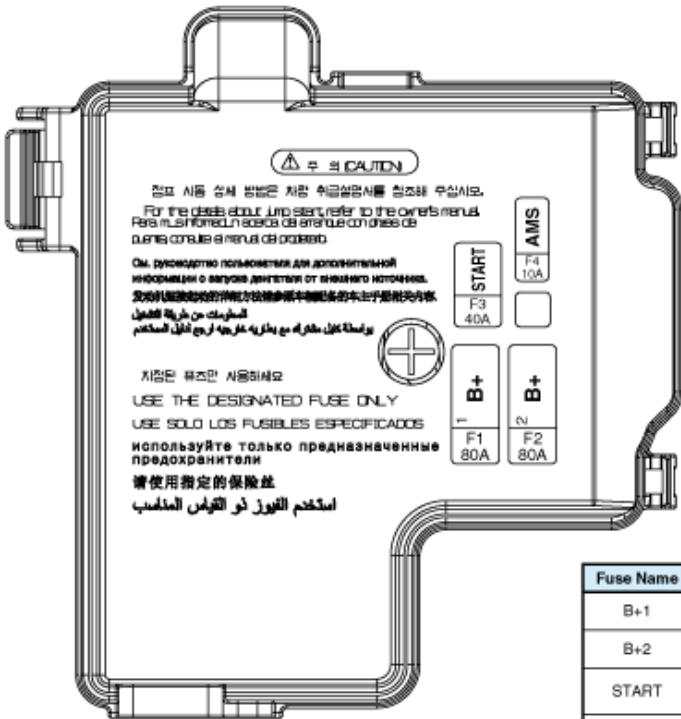


Circuit (PCB Block)

Fuse Name	(A)	Circuit Protected
ESC3	10A	ESP Control Module, Multipurpose Check Connector
ECU3	10A	ECM
ECU2	15A	ECM
HORN	20A	Horn Relay
WIPER1	30A	Wiper Power Relay
TCU2	15A	TCM, Rear Sub Junction Block (P/N Relay)
SENSOR4	10A	Brake Vacuum Switch, Electric Oil Pump Inverter, E/R Junction Block (Vacuum Pump Relay)
TCU1	20A	TCM
WIPER2	10A	IBU, ECM
SENSOR1	15A	Rear Sub Junction Block (Fuel Pump Relay)
SENSOR5	20A	[G4KL] Ignition Coil #1/#2/#3/#4 [G6DP] Ignition Coil #1/#2/#3/#4/#5/#6
H/LAMP HI	10A	Head Lamp (High) Relay
ECU1	20A	ECM
SENSOR3	15A	[G4KL] Oxygen Sensor (Up/Down) [G6DP] Oxygen Sensor #1/#2/#3/#4
SENSOR2	10A	[G4KL] Electronic Thermostat, Oil Control Valve, Purge Control Solenoid Valve, Recirculation Valve Control Solenoid Valve, Canister Close Valve [G6DP] Electronic Thermostat, Oil Pressure Solenoid Valve, Oil Control Valve #1/#2/#3/#4 (Intake/Exhaust), Canister Close Valve, Recirculation Valve Control Solenoid Valve, Purge Control Solenoid Valve
B/ALARM HORN	10A	E/R Junction Block (Burglar Alarm Horn Relay)

※USE THE DESIGNATED FUSE AND RELAY ONLY

Battery Junction Block



Fuse Name	(A)	Circuit Protected
B+1	80A	Rear Sub Junction Block (Fuse - REAR HEATED/FUEL PUMP/AMP1)
B+2	80A	Rear Sub Junction Block (Fuse - S/HEATER REAR/G1/ECS)
START	40A	E/R Junction Block ((Power Outlet Relay), Fuse - START) PCB Block (Fuse - ECU2/TCU1)
AMS	10A	Battery Sensor

※USE THE DESIGNATED FUSE AND RELAY ONLY