



## Description

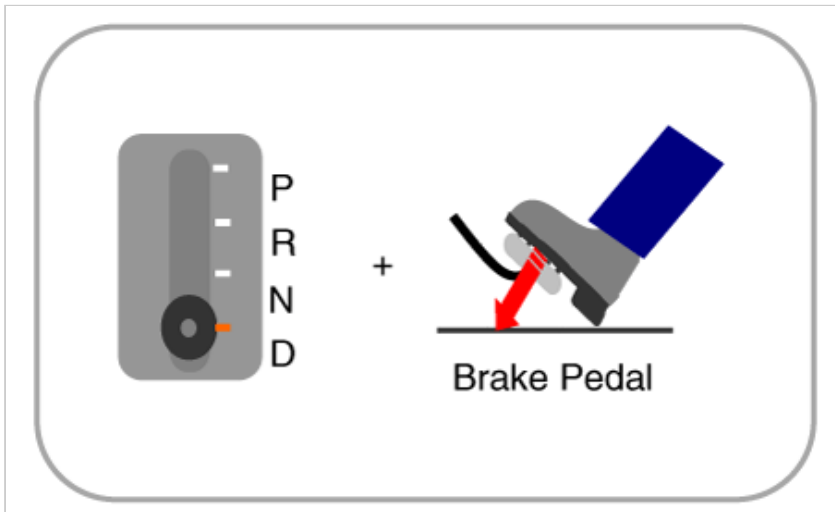
Idle Stop & Go (ISG) system switches off the ignition when vehicle is stopped, and then restarts the ignition and starts the vehicle when accelerator is pushed. It temporarily stops the engine while waiting for signal or idling to improve fuel efficiency and reduce exhaust gas emission. However, ISG system may not operate if engine oil or ambient temperature is too low, or if 12V battery voltage is too low. The system can be deactivated by pushing the ISG OFF switch when the driver wishes not to use ISG system.

## Operation

Non - M/T

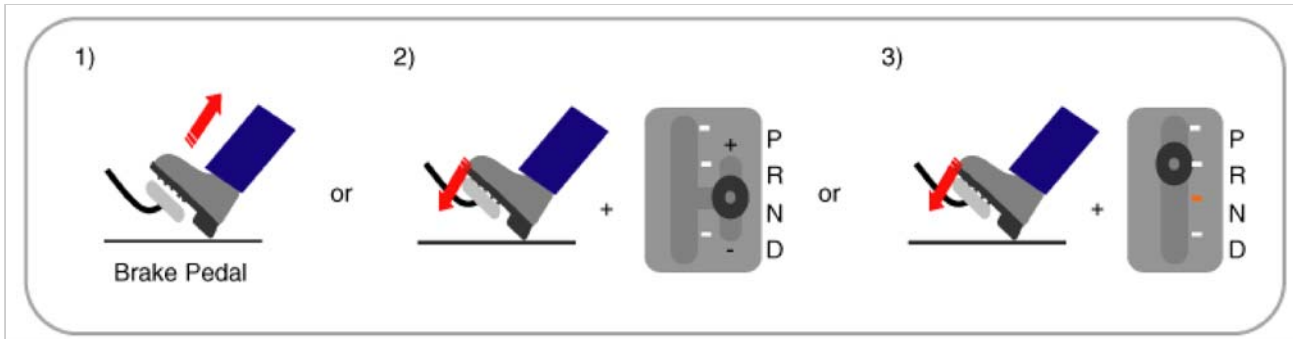
### How to use:

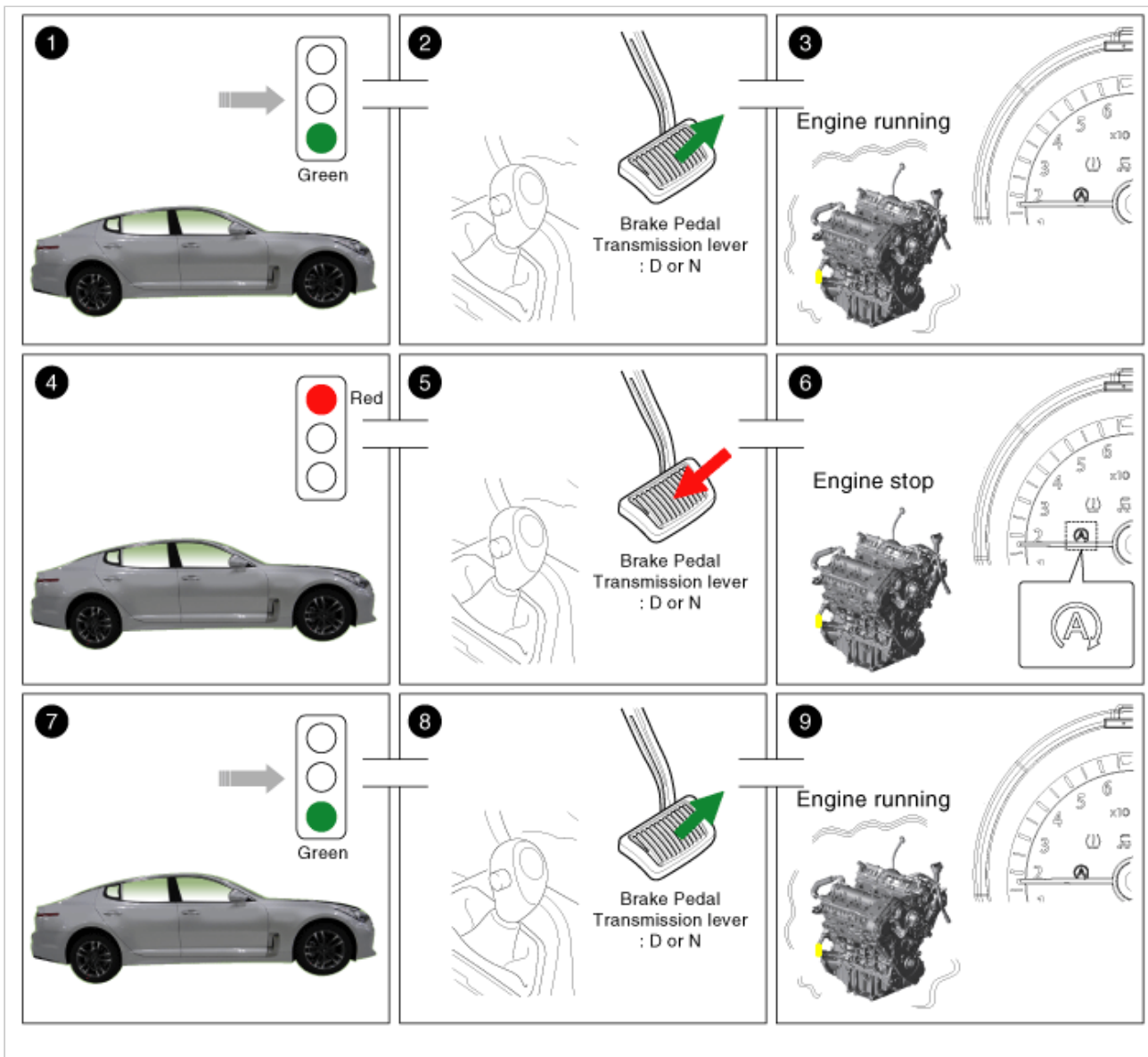
- 1) Engine Auto-Stop: D-range + brake pedal is pressed.



- 2) Engine Auto-Start

- (1) Brake pedal is released.
- (2) Brake pedal is pressed + Manual range (Sports mode)
- (3) Brake pedal is pressed + R range





1. Vehicle moving.
2. The transmission lever is in D. The brake pedal is released.
3. The engine is running. (Vehicle is moving.)
4. The driver brakes until the vehicle comes to a standstill.
5. The transmission lever is in D. The brake pedal is pressed.
6. The engine stops. The symbol "AUTO STOP" lights up in the instrument cluster.
7. The driver wants to continue the journey.
8. The transmission lever is in D. The brake pedal is released.
9. The engine is running again. The symbol "AUTO STOP" goes out.