
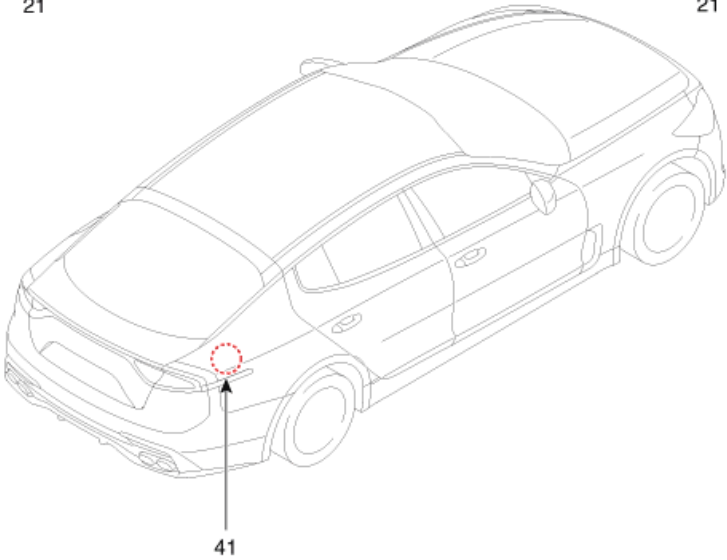

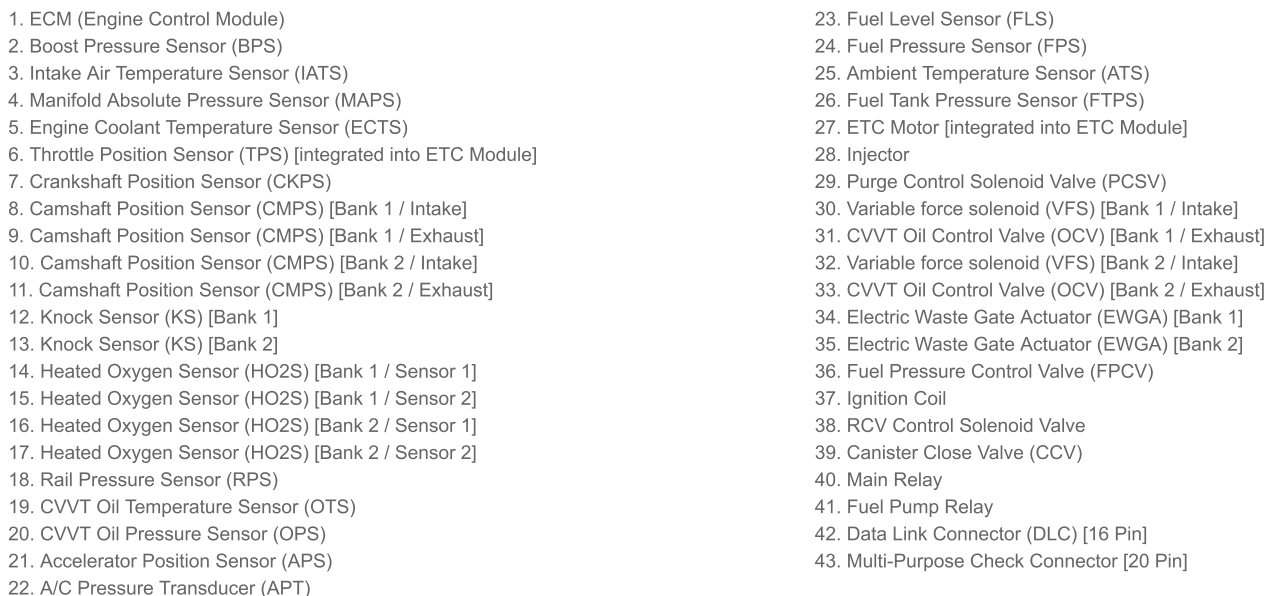






Components Location









1. ECM (Engine Control Module)	2. Boost Pressure Sensor (BPS)




3. Intake Air Temperature Sensor (IATS)
4. Manifold Absolute Pressure Sensor (MAPS)

5. Engine Coolant Temperature Sensor (ECTS)




6. Throttle Position Sensor (TPS) [integrated into ETC Module]
27. ETC Motor [integrated into ETC Module]

7. Crankshaft Position Sensor (CKPS)




8. Camshaft Position Sensor (CMPS) [Bank 1 / Intake]


9. Camshaft Position Sensor (CMPS) [Bank 1 / Exhaust]




10. Camshaft Position Sensor (CMPS) [Bank 2 / Intake]




11. Camshaft Position Sensor (CMPS) [Bank 2 / Exhaust]




12. Knock Sensor (KS) [Bank 1]




13. Knock Sensor (KS) [Bank 2]




14. Heated Oxygen Sensor (HO2S) [Bank 1 / Sensor 1]




15. Heated Oxygen Sensor (HO2S) [Bank 1 / Sensor 2]




16. Heated Oxygen Sensor (HO2S) [Bank 2 / Sensor 1]




17. Heated Oxygen Sensor (HO2S) [Bank 2 / Sensor 2]



18. Rail Pressure Sensor (RPS)





19. CVVT Oil Temperature Sensor (OTS)
20. CVVT Oil Pressure Sensor (OPS)



21. Accelerator Position Sensor (APS)





22. A/C Pressure Transducer (APT)





23. Fuel Level Sensor (FLS)
24. Fuel Pressure Sensor (FPS)

25. Ambient Temperature Sensor (ATS)




26. Fuel Tank Pressure Sensor (FTPS)

28. Injector




29. Purge Control Solenoid Valve (PCSV)


30. Variable force solenoid (VFS) [Bank 1 / Intake]




31. CVVT Oil Control Valve (OCV) [Bank 1 / Exhaust]



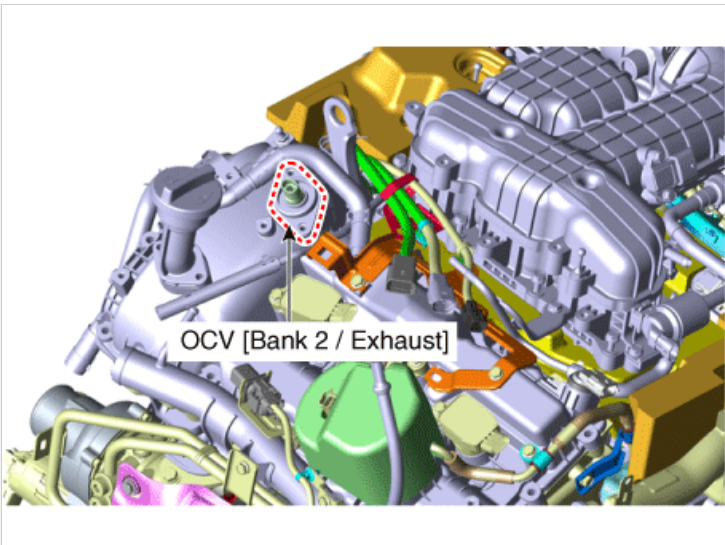
32. Variable force solenoid (VFS) [Bank 2 / Intake]




33. CVVT Oil Control Valve (OCV) [Bank 2 / Exhaust]




34. Electric Waste Gate Actuator (EWGA) [Bank 1]



35. Electric Waste Gate Actuator (EWGA) [Bank 2]



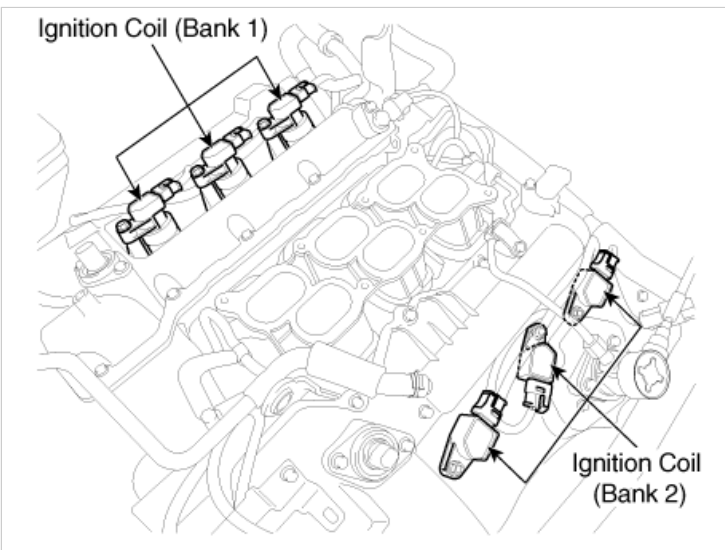
36. Fuel Pressure Control Valve (FPCV)




37. Ignition Coil



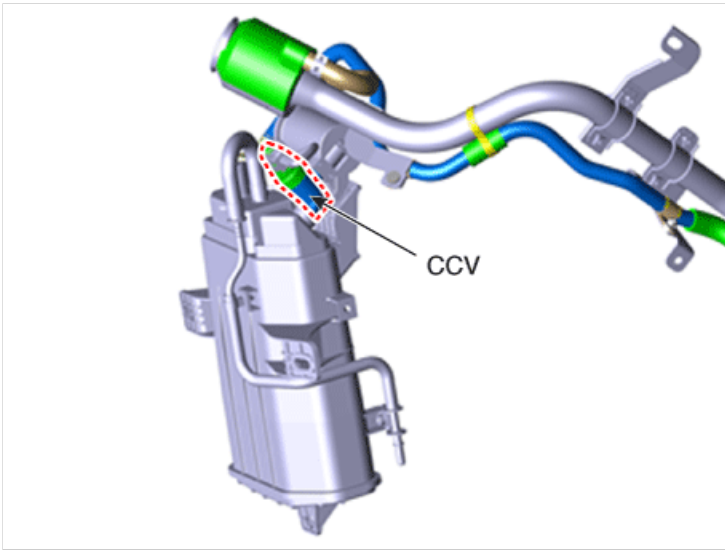
38. RCV Control Solenoid Valve




39. Canister Close Valve (CCV)





40. Main Relay



41. Fuel Pump Relay



42. Data Link Connector (DLC) [16 Pin]



43. Multi-Purpose Check Connector [20 Pin]

