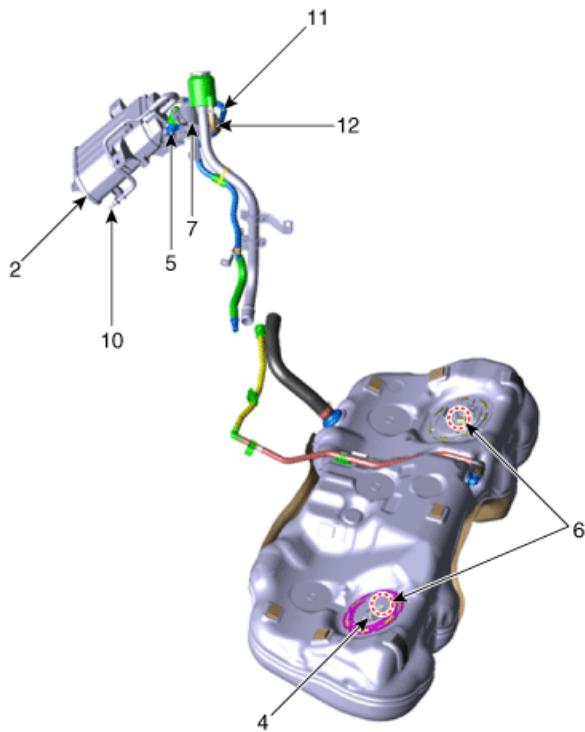






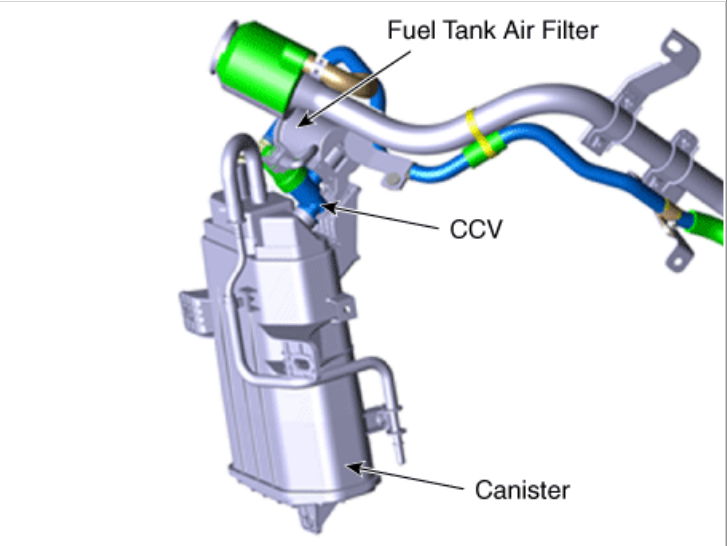




Components Location





- 1. PCV Valve
- 2. Canister
- 3. Purge Control Solenoid Valve (PCSV)

- 7. Fuel Tank Air Filter
- 8. Catalytic Converter (WCC)
- 9. Catalytic Converter (UCC)

4. Fuel Tank Pressure Sensor (FTPS)
5. Canister Close Valve (CCV)
6. Fuel Level Sensor (FLS)
10. Vapor Hose (Canister ↔ Intake Manifold)
11. Vapor Hose (Canister ↔ Fuel Tank)
12. Ventilation Hose (Canister ↔ Atmosphere)

1. PCV Valve	2. Canister 5. Canister Close Valve (CCV) 7. Fuel Tank Air Filter
	
3. Purge control solenoid valve (PCSV)	4. Fuel Tank Pressure Sensor (FTPS)
	
6. Fuel Level Sensor (FLS)	8. Install in the reverse order of removal. Catalytic converter (WCC, Bank 1)
	



8. Install in the reverse order of removal.Catalytic converter (WCC, Bank 2)	9. Catalytic converter (UCC)
	
10. Vapor Tube (Canister ↔ Intake Manifold) 11. Vapor Hose (Canister ↔ Fuel Tank) 12. Ventilation Hose (Canister ↔ Atmosphere)	
