



## Description

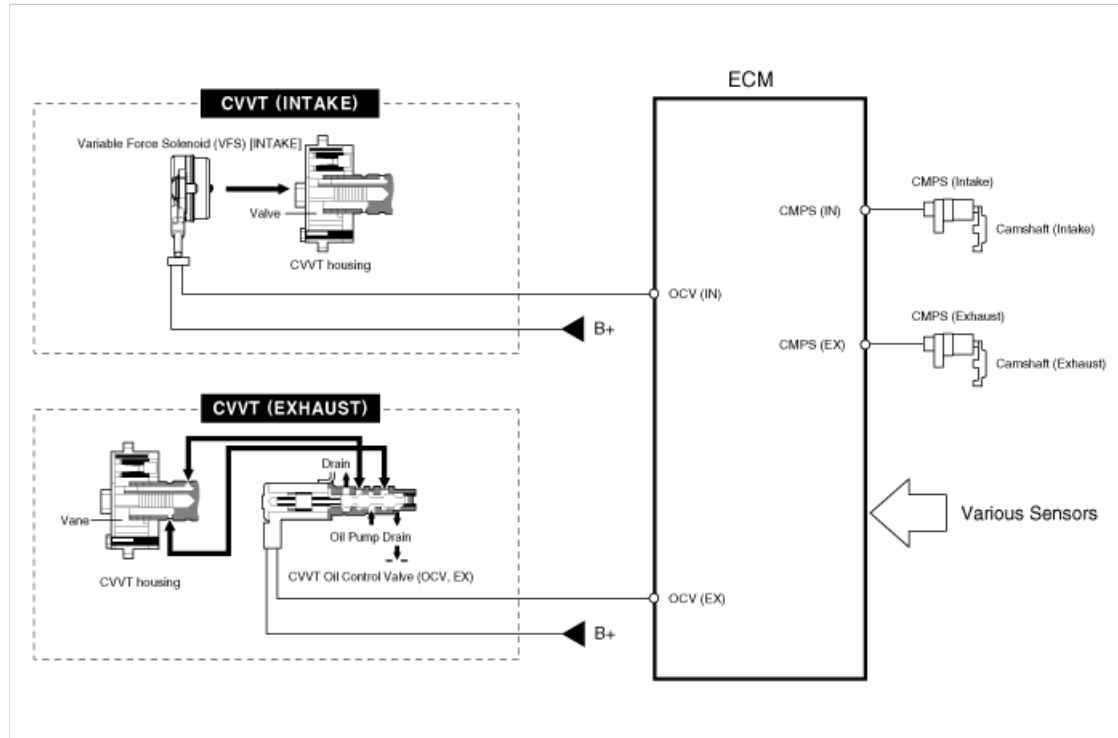
Continuous Variable Valve Timing (CVVT) system advances or retards the valve timing of the intake and exhaust valve in accordance with the ECM control signal which is calculated by the engine speed and load.

By controlling CVVT, the valve over-lap or under-lap occurs, which makes better fuel economy and reduces exhaust gases (NO<sub>x</sub>, HC) and improves engine performance through reduction of pumping loss, internal EGR effect, improvement of combustion stability, improvement of volumetric efficiency, and increase of expansion work.

This system consists of

- the CVVT Oil Control Valve (OCV) which supplies the engine oil to the cam phaser or takes out the engine oil from the cam phaser in accordance with the ECM PWM (Pulse With Modulation) control signal,
- the CVVT Oil Temperature Sensor (OTS) which measures the engine oil temperature,
- and the Cam Phaser which changes the cam phase by using the hydraulic force of the engine oil.

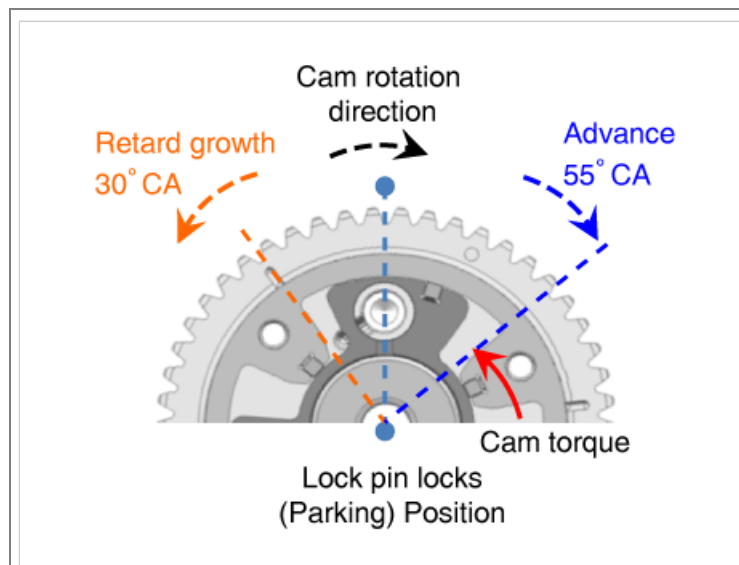
The engine oil which is supplied from the CVVT oil control valve changes the cam phase in the direction (Intake Advance/Exhaust Retard) or opposite direction (Intake Retard/Exhaust Advance) of the engine rotation by rotating the rotor connected with the camshaft inside the cam phaser.



[Intermediate Lock CVVT]

It increases the retarded amount compared to the default state to expand the operating range of the variable valve timing system.

The cam phase is fixed mechanically so that it is locked at the middle position.



▷ Effect

Improves fuel efficiency by approx. 1.7%.

Expands the intake CVVT operating range.

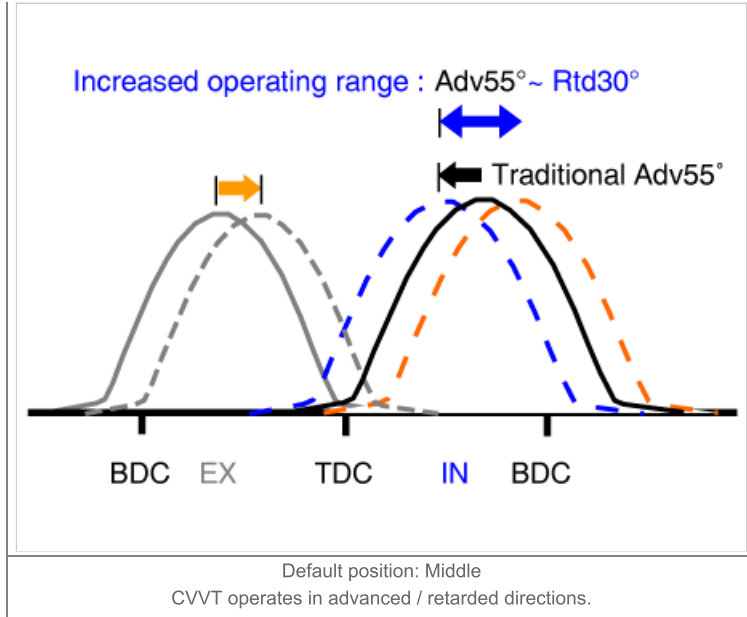
(Increases the retarded amount by up to 30° compared to the default state.)



LIVC (Late Intake Valve Close)



1. Improves fuel efficiency by reducing pumping loss.
2. Improves knocking characteristics by reducing compression ratio.



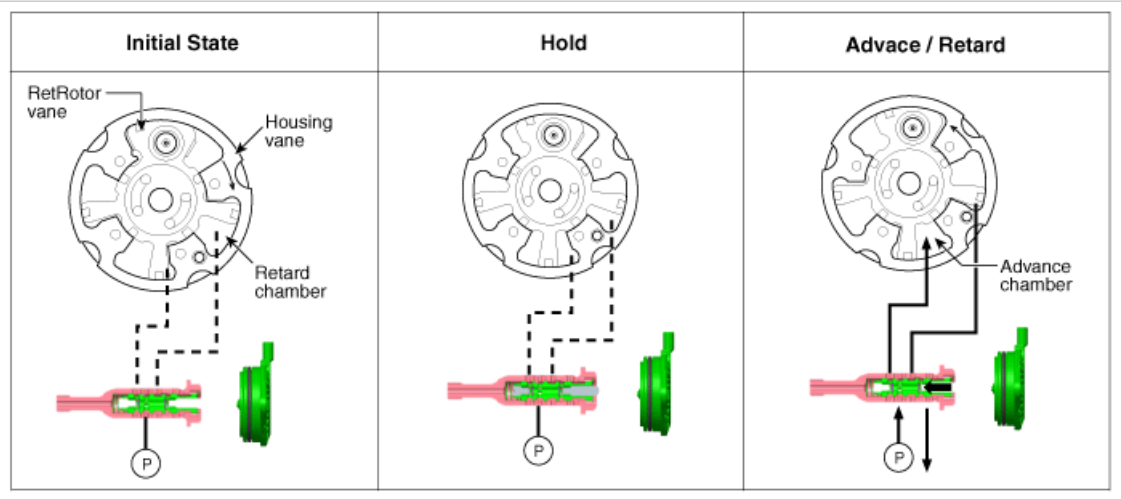
Operation Principle

The CVVT has the mechanism rotating the rotor vane with hydraulic force generated by the engine oil supplied to the advance or retard chamber in accordance with the CVVT oil control valve control.

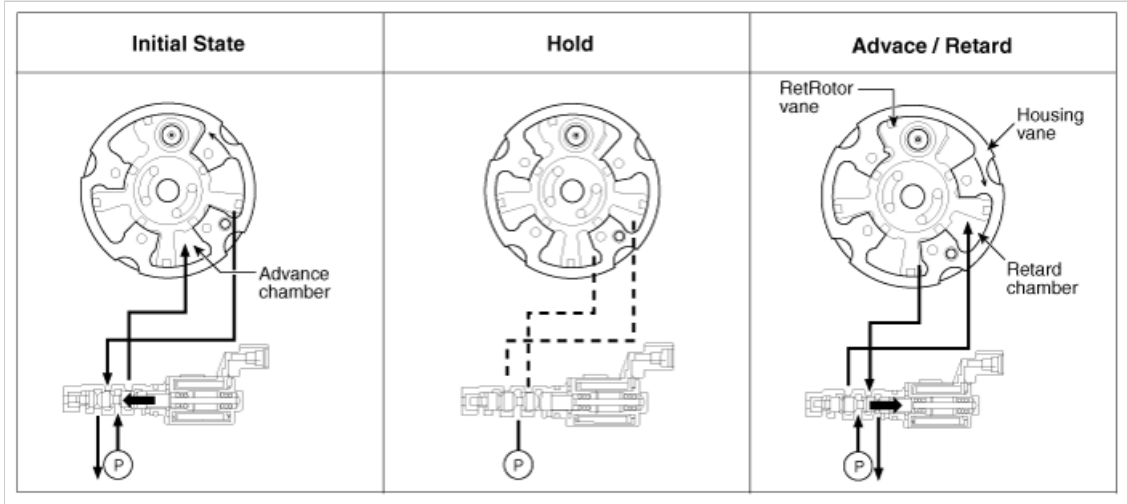
Information

- The variable force solenoid (VFS) changes its force depending on the PWM duty to control the stroke of the OCV.
- It also controls the lock, unlock, advanced, retarded, and holding functions.

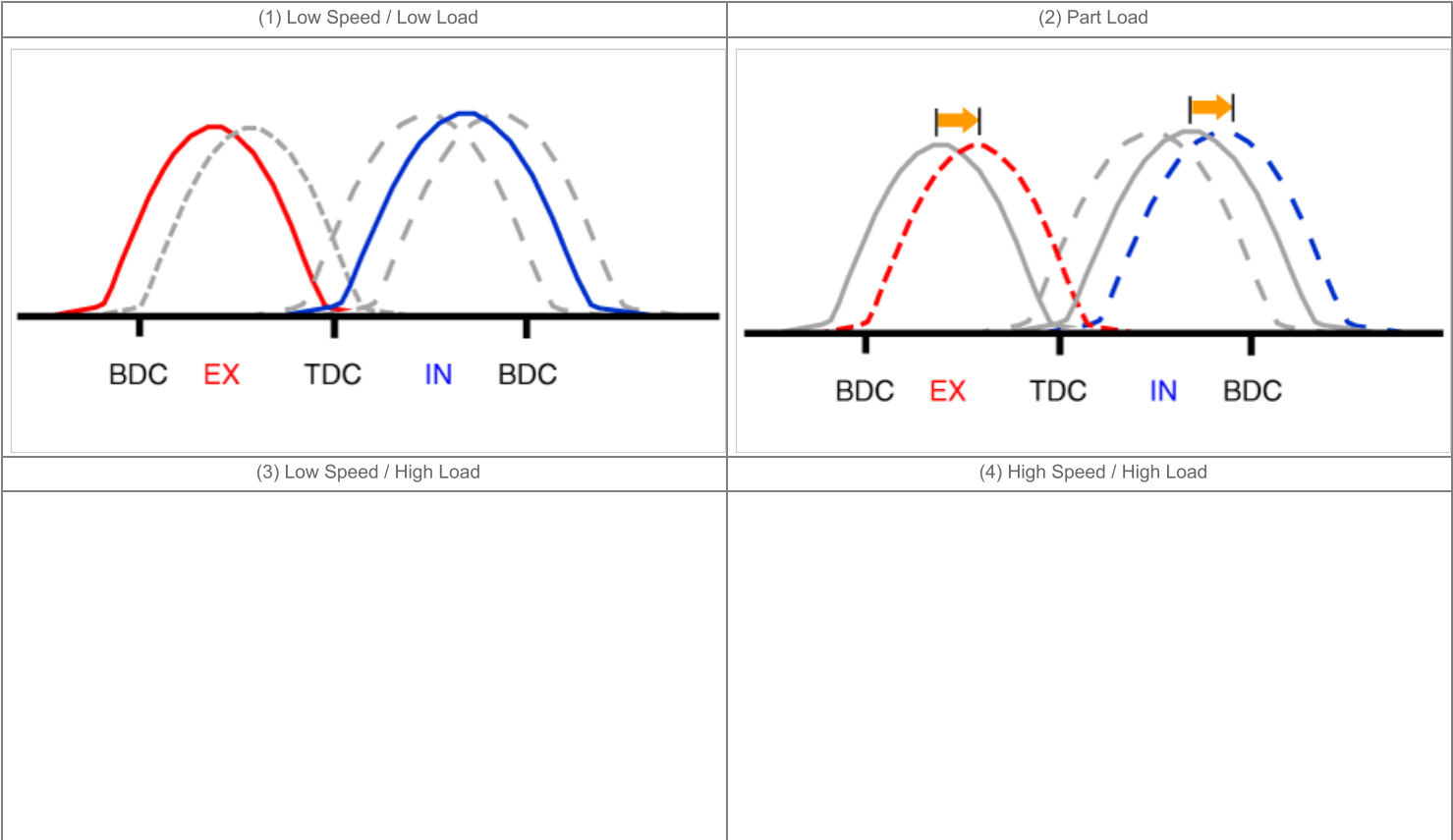
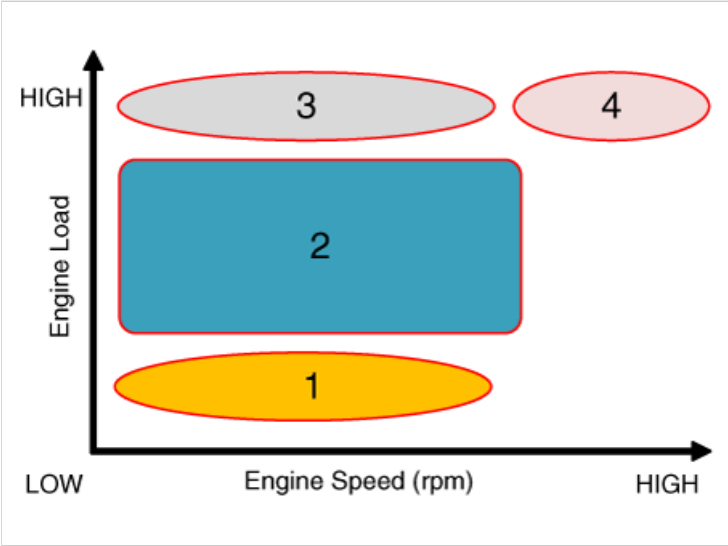
1. Intake CVVT

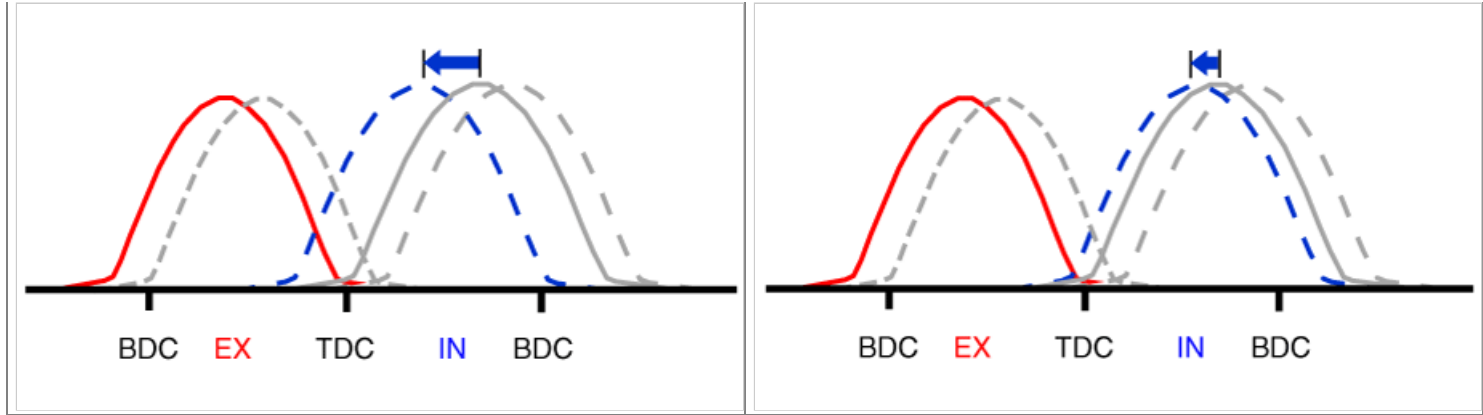


2. Exhaust CVVT



[CVVT System Mode]





Driving Condition	Exhaust Valve		Intake Valve	
	Valve Timing	Effect	Valve Timing	Effect
(1) Low Speed /Low Load	Completely Advance	* Valve Under-lap * Improvement of combustion stability	Completely Retard	* Valve Under-lap * Improvement of combustion stability
(2) Part Load	Retard	* Increase of expansion work * Reduction of pumping loss * Reduction of HC	Retard	* Reduction of pumping loss
(3) Low Speed /High Load	Retard	* Increase of expansion work	Advance	* Prevention of intake back flow (Improvement of volumetric efficiency)
(4) High Speed /High Load	Advance	* Reduction of pumping loss	Retard	* Improvement of volumetric efficiency